




Type	Exterior			Interior			Weight	
	Length	Width	Height	Length	Width	Height	Gross Weight	Tare Weight
20' M.G.S.S. Refrigerated Container 	20'-0"	8'-0"	8'-6"	18'-17/32"	7'-6 15/32"	7'-5 39/54"	67,180lb	6,700lb
	6.058m	2.438m	2.591m	5.500m	2.298m	2.276m	30,480kg	3,020kg
20' Aluminum Refrigerated Container 	20'-0"	8'-0"	8'-6"	17'-0"	7'-6"	7'-3"	52,800lb	6,170lb
	6.058m	2.438m	2.591m	5.480m	2.286m	2.235m	24,000kg	2,800kg
40' M.G.S.S. Hi-Cube Refrigerated Container 	40'-0"	8'-0"	9'-6"	37'-11 55/64"	7'-6 15/32"	8'-4 5/32"	74,960lb	10,490lb
	12.192m	2.438m	2.896m	11.585m	2.290m	2.544m	34,000kg	4,760kg
40' Hi-Cube Aluminum Refrigerated Container 	40'-0"	8'-0"	9'-6"	37'-11"	7'-6"	8'-2"	67,200lb	9,480lb
	12.192m	2.438m	2.896m	11.563m	2.286m	2.507m	30,480kg	4,300kg